



M1075-13y Instrument Specifications

Flow Test Instrument

This is a compact instrument designed for flow testing of parts with fast response time.

World Leader in Leak Detection Technology

**ISO 9001 Registered
ISO 17025 Accredited**

Turnkey, Single Source Capabilities

InterTech has the in-house resources required to assume single source responsibility for its products while maintaining outstanding quality and meeting delivery commitments.

Instrumentation

Air Leak Test Systems
Helium Leak Test Systems
Assembly and Test Systems
Functional Test Systems

InterTech Development Co.

7401 N. Linder Avenue
Skokie, IL 60077, USA
T. 847.679.3377
F. 847.679.3391

InterTech Europe

19 rue Clément Michut, Villeurbanne
69100 France
T. +33.437.434.116
Fax +33.437.434.117

InterTech Shanghai Technical Center

Shanghai Waigaoqiao, F.T.Z.
200131 P.R. China
T. +86.21.58682895
F. +86.21.586828003

www.intertechdevelopment.com



May be covered by one or more of the following U.S. patents:

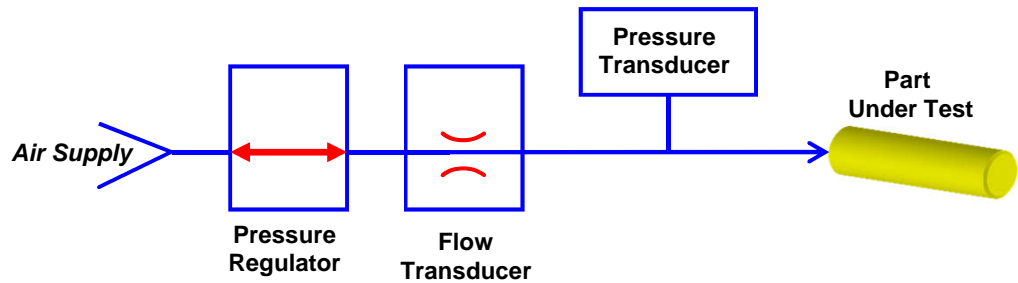
- No. 5,363,689
- No. 5,161,410
- No. 5,546,789
- No. 6,279,383
- No. 6,422,550

Specifications subject to change without notice

Document Revision:
M1075-13y rev. 1
August 6, 2009



Touch-screen control panel, dual USB ports, Ethernet connectivity, and embedded Web page.



Test Technology and Operation

Test item is pressurized by opening the pressure regulator. Flow transducer directly measured flow from the test time over time.

- Pressure Range: 0 – 60 psig (standard)
- Pressure Transducer Full Scale: 0 – 100 psig (standard)
- Flow Transducer Range: 0 – 2 slpm (standard)
- Transducer repeatability: 0.05% F.S.D.
- A/D Conversion: 14 bit, 100 conversions/sec.
- Timer increments: 0.01 sec.

Calibration

Calibration is NIST traceable using a transfer standard such as the Fixed Calibrated Orifice which can be connected to the panel mounted calibration port. This allows the instrument to provide a reading in flow units (slpm typical). A menu driven sequence results in the independent calibration of instrument zero and span.

Fail-Safe Operation

Test pressure and flow transducer status are monitored during each test cycle to ensure correct operation of all components of the test circuit. Fault conditions are signaled by a red light, error message, and test record entry. The trouble contact output can be programmed to energize after a user selectable consecutive number of rejects.

World Leader in Leak Detection Technology

**ISO 9001 Registered
ISO 17025 Accredited**

Turnkey, Single Source Capabilities

InterTech has the in-house resources required to assume single source responsibility for its products while maintaining outstanding quality and meeting delivery commitments.

Instrumentation

Air Leak Test Systems
Helium Leak Test Systems
Assembly and Test Systems
Functional Test Systems

InterTech Development Co.

7401 N. Linder Avenue
Skokie, IL 60077, USA
T. 847.679.3377
F. 847.679.3391

InterTech Europe

19 rue Clément Michut, Villeurbanne
69100 France
T. +33.437.434.116
Fax +33.437.434.117

InterTech Shanghai Technical Center

Shanghai Waigaoqiao, F.T.Z.
200131 P.R. China
T. +86.21.58682895
F. +86.21.586828003

www.intertechdevelopment.com



May be covered by one or more of the following U.S. patents:

- No. 5,363,689
- No. 5,161,410
- No. 5,546,789
- No. 6,279,383
- No. 6,422,550

Specifications subject to change without notice

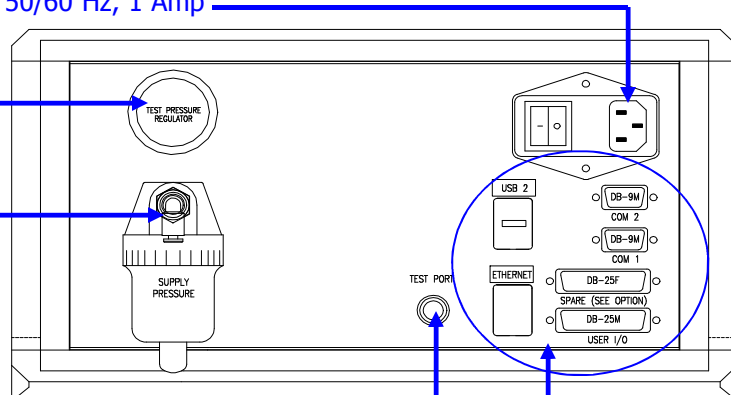
Document Revision:
M1075-13y rev. 1
August 6, 2009

User Connections and Controls

Power: 90-240VAC, 50/60 Hz, 1 Amp

Manual Pressure Regulation Control

Air Supply



Data Communication Ports (1 USB, 1 Ethernet, 2 Com Ports, 1 User I/O Port)

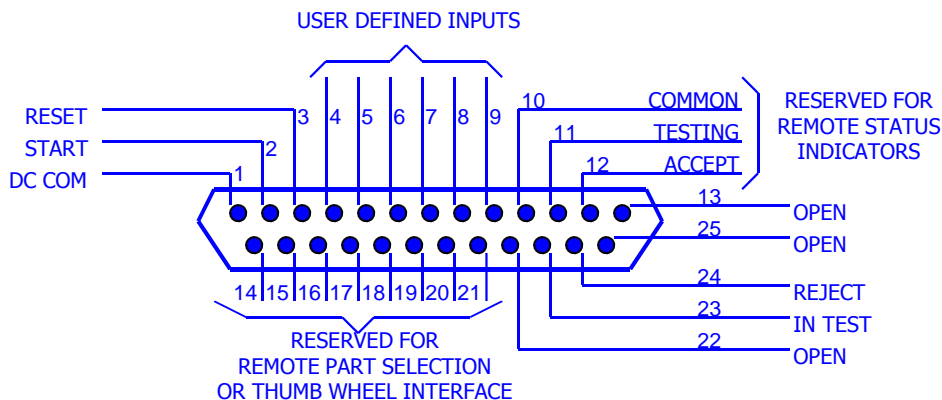
PART UNDER TEST (FIXTURE PORT)

Pneumatic Connection:

Air Supply Port - 1/4 inch (standard) / 6 mm (metric) tube
Test Port – 1/8 inch (standard) / 6 mm (metric) tube
Calibration Port (front side) – 1/8 inch (4 mm) quick connect type tube

Communication Connection:

USB Ports to upload/download data files & program restore/backup
RS-232 Com1 Port – data and control
RS-232 Com2 Port – serial port available for additional capabilities or RS485 option
Ethernet Port to connect with factory/host network (TCP/IP)
Embedded web page server for remote viewing of instrument data and files



World Leader in Leak Detection Technology

ISO 9001 Registered
ISO 17025 Accredited

Turnkey, Single Source Capabilities

InterTech has the in-house resources required to assume single source responsibility for its products while maintaining outstanding quality and meeting delivery commitments.

Instrumentation

Air Leak Test Systems
Helium Leak Test Systems
Assembly and Test Systems
Functional Test Systems

InterTech Development Co.

7401 N. Linder Avenue
Skokie, IL 60077, USA
T. 847.679.3377
F. 847.679.3391

InterTech Europe

19 rue Clément Michut, Villeurbanne
69100 France
T. +33.437.434.116
Fax +33.437.434.117

InterTech Shanghai Technical Center

Shanghai Waigaoqiao, F.T.Z.
200131 P.R. China
T. +86.21.58682895
F. +86.21.586828003

www.intertechdevelopment.com



May be covered by one or more of the following U.S. patents:

No. 5,363,689
No. 5,161,410
No. 5,546,789
No. 6,279,383
No. 6,422,550

Specifications subject to change without notice

Document Revision:
M1075-06y rev. 1
August 6, 2009

Operator Displays and Keypad

6.5 inches color monitor with touch-screen key-pad provides a user friendly and flexible operator interface.

- Password protection is a standard feature
- Amber, green, red displays indicate test-in-progress, accept, reject, and trouble status
- User selectable language: *English, German, French, and Spanish*

Test Displays and Menus

All functions are Menu driven with touch-screen prompts for ease of use.

The normal test mode display includes:

- Test state: *Ready, Fill, Test.*
- Test status: *Accept, Cause of Reject.*
- Flow rate in slpm
- Real-time display of supply pressure, flow rate, and time remaining
- Real-time test graph shows trace of test transducer verses cycle time (with upper and lower user specified limits).
- Gauge R&R screen display of test records, automatically calculates R%R percentages based on the number of trials.

Counts display shows total accepts, rejects, and related statistics. Test program Edit Menu allows the on-site entry of new test programs and changes to existing programs without the need for a remote terminal. Additional menus prompt the user through calibration and diagnostic functions.

Test Programs

Up to 99 different test programs may be selected.

Test parameters includes:

- Fill/test times
- Minimum and maximum pressure limits
- Upper and lower accept limits
- Calibration factors

Set-up

The flow test instrument may operate as a stand alone instrument, or can be easily interfaced with a PLC or PC.

The test cycle is started and reset:

Manually by depressing the front panel controls
By the PLC using digital start and reset inputs
By using the Com1 RS232 port

In addition:

The required test program is externally selectable using a BCD input (selector switch, PLC) or RS232 (PC). Fixture control using anti-tie-down palm buttons, proximity switches, and solenoid valves are available

Data Storage, Statistics & Communications

Two USB Ports are included for storing test records to the Thumb-Drive.

Up to 50,000,000 test records may be stored in a buffer and include:

Part number, part name, date, time, test value, pass/fail status

Statistics calculated on up to the last (1000) test records include:

Mean, standard deviation
Mean \pm 3 standard deviation

Counts, accumulated since last "clear" command include:

Total – pass – fail

Buffer records, counts, and statistics:

Can be recorded on demand

Cleared on demand or automatically on part changeover

Viewed on the counts display (not records)

Individual test records are automatically transferred to the Com1 RS232 port at the end of each test, and can also be printed (user selectable) at that time. Bi-directional communications to interface with InterTech's S-3085 monitoring software (or customer network) is standard.



M1075-13y

**World Leader in
Leak Detection
Technology**

**ISO 9001 Registered
ISO 17025 Accredited**

**Turnkey, Single
Source Capabilities**

InterTech has the in-house resources required to assume single source responsibility for its products while maintaining outstanding quality and meeting delivery commitments.

Instrumentation

Air Leak Test Systems
Helium Leak Test Systems
Assembly and Test Systems
Functional Test Systems

InterTech Development Co.

7401 N. Linder Avenue
Skokie, IL 60077, USA
T. 847.679.3377
F. 847.679.3391

InterTech Europe

19 rue Clément Michut, Villeurbanne
69100 France
T. +33.437.434.116
Fax +33.437.434.117

InterTech Shanghai Technical Center

Shanghai Waigaoqiao, F.T.Z.
200131 P.R. China
T. +86.21.58682895
F. +86.21.586828003

www.intertechdevelopment.com



May be covered by one or more of the following U.S. patents:

No. 5,363,689
No. 5,161,410
No. 5,546,789
No. 6,279,383
No. 6,422,550

Specifications subject to change without notice

Document Revision:
M1075-13y rev. 1
August 6, 2009

Specifications

- **Dimensions:** 15.75" D x 12.60" W x 6.77" H (400 mm x 320 mm x 172 mm)
- **Touch-Screen Display:** 6.5 inch color monitor, 640 x 480 resolution
- **Weight:** 26 lbs.
- **Power Supply:** 90-240VAC, 50/60Hz, 1Amp
- **Air Supply:** Clean, dry, and minimum 10 psig higher than test pressure
- **Inlet Filter:** 5 micron particulate filter
- **Pneumatic connections:** (1) test port, (1) air supply, (1) calibration port
- **Test outputs(4):** 5-30VDC, 0.3 Amp Contact closures (accept, reject, trouble, testing)
- **Test inputs(2):** 24VDC Digital (test start & reset)
- **Fixture control:** (1) 24VDC digital input (anti-tie-down), (3) 24 VDC digital proximity switch inputs, (1) 5-30VDC 0.3 Amp contact closure output.
- **Program selection:** (2) BCD digits with strobe
- **Data Communications:** (1) RS232 port: Com1 data and control; Com2: serial port available for additional capabilities or RS485 option; (2) USB Ports data & program restore/backup, (1) Ethernet Port